

# OPTICAL FLAP BARRIER

## EP-FB300Q



The EP-FB300Q Quantum optical flap barrier is a type of access control system used for pedestrian entry and exit in restricted areas. It uses optical sensors to detect movement and control the barrier's movement accordingly, with speeds up to 55 persons per minute. Which can be ideal installed at metro, station, office building and other places where vast visitors passing through.

In terms of appearance, the EP-FB300Q Quantum optical flap barrier has a classic black and white color scheme, giving it an elegant and timeless look that is suitable for high-end applications. The design of the turnstile is intended to blend in seamlessly with the surrounding environment, while still being highly functional and easy to use.

## FEATURES

- Two way or one way working.
- Support integrated with any type of access control systems.
- 0.1S fast open speed, 55 person/min high throughput.
- Lower power consumption.
- Low noise, system runs smoothly.
- Green and red LED indicator display passing status.
- IP65 waterproof level, indoor/outdoor use.
- Fire safety requirements, arms open automatically.
- Easy to install and maintain.

## FUNCTIONS

### Infrared sensor alarm function:

in case of illegal intrusion and reverse intrusion.

### Anti-intrusion function:

the gate is locked automatically until valid opening signal input.

### Anti-reverse function:

the turnstile alarms if someone wants to entry in the reverse direction.

### Anti-trailing function:

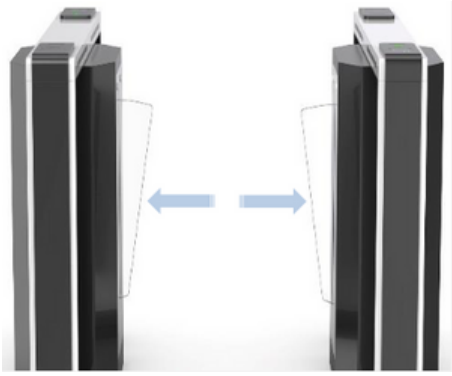
the speed gate alarms if someone wants to burst in without permission.

### Anti-collision and anti-kick function:

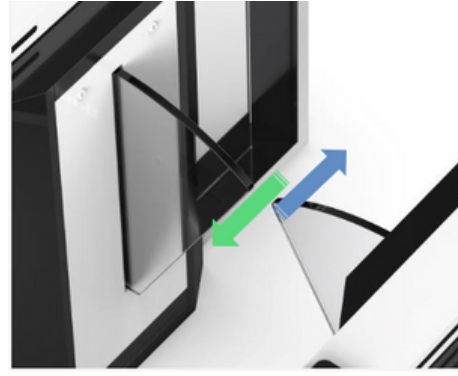
it designed with consolidated and more durable mechanism, will not break even someone collide it.

### Mechanism self-protection:

the arm will reset automatically if off position. The movement will not be broken or damaged even hit.



Fire Safety Requirements,  
Arms Open Automatically



Wide Lane Optional



Alarm Function



Anti-reverse Function

## Intergrated with Access Control System



Smart Card Solution



QR Code Solution



Biometric Solution



Remote Control



Touchless Button



Card



QR Code



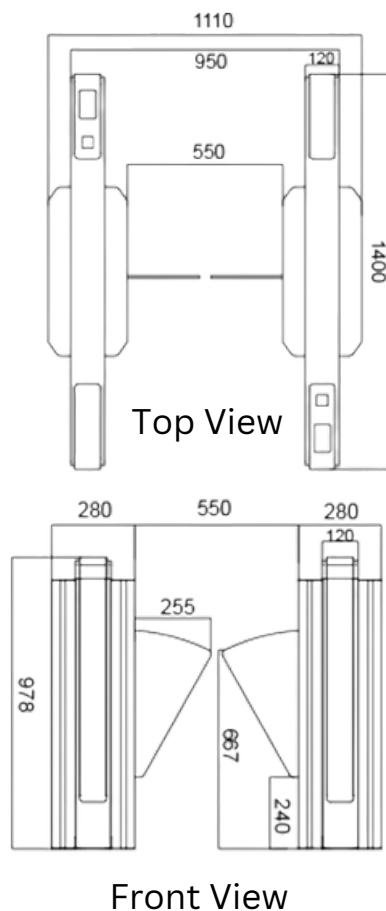
Fingerprint



Face

# SPECIFICATIONS

MODEL NO:	EP-FB300Q
Framework Material:	Steel, White and black stoving varnish Tempered glass
Arm material:	Plexiglas-transparency
Dimension:	1400 * 280 * 978mm
Net Weight:	65kg/pcs (single core), 75kg/pcs (double core)
Passage Width:	550mm (standard)
Passing Direction :	Single directional / Bi-directional
MCBF:	12 Million
Power Supply:	AC220V/110V, 50/60Hz
Power Consumption:	40W
Operation Temperature:	-20°C ~ 75°C
Operation Humidity:	0 ~ 95% (No freeze)
Working Environment:	Indoor / Outdoor (shelter)
Flow Rate:	55 people per minute
LED Indicator:	Two LED indicators on top: green → entry, red × no entry
Infrared Sensor:	4 pairs (standard)
Emergency:	Automatic arm open when power off
Communication:	Dry contact, Relay signal, RS485



## DIMENSION

Side View

